

IN BETWEEN

A performance by Ingrid Estarque
Company "IN" - Dance & New Magic
www.compagnie-in.com

Creation 2021 at Théâtre de Suresnes
Running times:
Short version: 35 minutes – Long version: 45 minutes



ARTISTIC TEAM

Choreography and performance - Ingrid ESTARQUE – contact@compagnie-in.com – +33-6 10 44 86 57

Assistant choreographer – Fanny ROUYÉ – rouyefanny@gmail.com – +33-6 82 72 15 94

Musician – Safia ZIMOUCHE – safiaviolonist@gmail.com +33-6 63 89 90 53 – *(only for the short version)*

Light design – Elsa REVOL – elsa.revol@gmail.com – +33-6 84 13 71 53

TOUR TECHNICAL TEAM

General & stage manager, performer – Emilie POITAUX – emi-p@hotmail.fr – +33-6 98 41 43 91

Stage manager (swing) – Marion LEROY – marionleroy1@gmail.com – +33-6 25 59 36 90

Stage hand & performer – Judith Arazi – judith.arazi@gmail.com – +33-6 88 14 05 45

Light manager – Sofia BASSIM – bassimsofia@gmail.com – +33-6 95 32 86 32

ADMINISTRATION/PRODUCTION

Dirk Korell – contact@caminaktion.eu – +33-6 85 43 55 67

Letitia Martín – leti@caminaktion.eu – +33-6 37 44 47 27

N.B.: all dimensions in this rider are metric. Stage right/stage left: performer's view.

STAGE

CONFIGURATION

Audience position: frontal

For the sake of some magic effects, it is possible that we have to reduce the audience and therefore possibly reduce the number of seats. The front wing must be more than 2 meters away from the front curtain.

MINIMUM DESIRED STAGE DIMENSIONS

Width at frame > 10 m

Depth > 8 m > From the front curtain to the backdrop

Height under grid > 6 m

Width - wall to wall > 16 m


SET

The travels by van: a 6 m³ van driven by Ingrid ESTARQUE, set delivered in the morning of the performance day.

A revolving disc – 1,50 m diameter x 0,30 m high, 4 removable casters, without its casters the height is 0,18 m.

The whole set can be dismantled in 2 parts but we prefer to keep it set up in one part given the complexity of the electric drive and the cables.

- Power supply: plugged on a power socket stage up – stage right.
- Control: joystick box controlled by the company's stage manager from the stage.
- Preparation: hidden in the last wing (stage up), stage right



Accessories packaged in bulk: a hoverboard, two bags and a suitcase.

BLACK BOX

We require a black box ("Italian style") with a minimum of 4 wings. The first 3 wings must be at least 1,20 m wide. The last wing must be at least 1,60 m wide.

A black backdrop. We require a clearance of **at least 0,70 m** behind the backdrop for side changes of the performer.

A black front stage curtain, "German" or "Greek" opening.

It is important that the legs and backdrop are all of same black color, the same shade and as dark as possible.

A black gauze is fixed at the first pipe (stage down) or at the portal.

FLOOR

Black dance marley on the entire surface of the stage. We prefer that the layers are positioned sideways (and not from stage up-stage down).

The darker the marley is, the better of magic effects will work!

If possible, **please set up the dance marley** to have it as flat as possible. We need an ultra-flat floor without any bumps, as the performer moves with a hoverboard several times during the performance.

Water

At the end of the performance, 4,5 liters of slightly soapy water are poured on the set (poured from stage up - center).

Provide a protection to keep the gauze safe of water: a strip of black dance mat about 0,30 m wide and the length of the gauze, fixed on one side on a batten with the same length as the width of the gauze. The other side of this construction is fixed on the floor with tape.

Technical constraints if shared program

- **We have to perform as the first act because of the precise set up of the profiles.**
- The gauze has to be moved quickly after our performance, please provide the necessary equipment.
- To clean and dry the floor give our use of water, we highly recommend the use of a water-appropriate vaccum cleaner.

MATERIAL TO BE PROVIDED BY THE VENUE

- A black box masking – as dark as possible
- A black gauze covering the whole visible stage width
- Black dance marley
- A water protection for the gauze as describe on page 3
- A water vacuum at the best, otherwise: buckets, mops, brooms, squeegees.
- A kettle
- An extension cable (15 m), connected to a power plug stage up-stage left

LIGHTS

The complete darkness of the stage/audience is an artistic constraint of first order.

The performance includes effects of new magic (black theater): the stage manager melts into the dark on stage for the appearance and disappearance of accessories. The lighting effects also play with the appearance and disappearance of the dancer in black "corridors" at the margins of the performance space.

Thus, we thank you for doing what is required to obtain a deep black on stage and for implementing the compensatory measures and obtaining any authorizations and derogations concerning your emergency exit signs.

We have to be sure that doors are opened during the show in the audience or on the stage space.

Depending on the configuration of the audience, we reserve the right not to accept latecomers, to preserve the darkness onstage.

MATERIAL TO BE PROVIDED BY THE VENUE

- **LIGHT DESK:** We prefer the use of a desk of the Congo family
- **DIMMERS:** 29 dimmed electrical circuits of 3 kW
- **LAMPS AND FILTERS:** please refer to the light plot
- **HEIGHTS** for the side lights:
 - circuits 10, 11, 12, 13, 15, 16, 17, 18 : on floorstands
 - circuits 110, 111, 113, 115, 116, 118 : 1m30
 - circuits 80 and 81 : 1m60
- **Black aluminum tape + Black foil**

We use the frontal lights only for the applause and can work with the lights already focused or used by the other company in case of a shared program.

For the side lights, please us the material the least bulky possible: feet, ladders, vertical or horizontal bars.

Depending on the quality of the profiles, and in agreement with our light manager, it might be necessary put black-foil strips on the lenses, before our arrival.

SOUND

A "**mobile phone**" announcement before the start of the performance is requested to ensure the smooth running of the show.

We ask for a **sound manager of the venue** to ensure the set-up, sound check and performance.

FOH

An adapted front of house sound system

2 monitor boxes stage up, stage left and stage right, 8 inches are suitable: to be fixed on a pipe or on the floor, in the wings and in the penultimate wing – **the stage and the last wing (stage up) must imperatively remain clear.**

SOURCES

Use of a soundtrack (MP3)

Cue to start the soundtrack and fade at the end

MATERIAL TO BE PROVIDED

- Sound desk, FOH, monitor boxes
- 1 intercom (wireless or wired) onstage + 1 intercom for the light/sound managers

COSTUMES

A dresser is required.

COSTUMES AND CLEANING

| | Costumes | Wash short cycle 30° | To be ironed | To be steamed | Vodka |
|---|-------------------------|----------------------|---|---------------|-------|
| Dressing room Ingrid Estarque | Caraco blue | X | X | | |
| | Black trousers | X | Watch the magnet at the back of the pants, not to be ironed | | |
| | 1 pair of black socks | X | | | |
| | 1 orange jacket | | | X | X |
| | 1 kaki jacket | | X | | X |
| | 1 blue shirt | | | X | |
| | 1 green bathrobe | X | | | |
| | Undertrousers | X | | | |
| Dressing room technician/Ninja | Rehearsal clothes | X | | | |
| | 2 black fleece sweaters | X | | | |
| | 2 black t-shirts | X | | | |
| | 2 black fleece trousers | X | | | |
| | 2 black fleece hoods | X | | | |
| | 2 pairs of gloves | X | | | |
| | 2 pairs of black socks | X | | | |

Apart from socks and rehearsal clothes, nothing shall be put in the dryer!
The costumes dry quickly at the open air (except Ingrid's black pants)

Maintenance of costumes to be expected on our arrival (performance day): smoothen & ironing. In case of a tour with successive performances, a wash/drying might be required.

MATERIAL TO BE PROVIDED

- 2 dressing rooms with shower and towels:
- 1 dressing room for Ingrid Estarque
- 1 dressing room for the stage manager
- WIFI internet access, whenever possible
- Catering: tea, coffee, fruit (bananas, apples), dried fruits

SCHEDULE & PERSONNEL

If possible, please provide a pre set-up of stage / lights / sound.

Provisional schedule for a performance at 8pm

| | TIMETABLES | DESCRIPTION | STAGE | | LIGHT | | SOUND | DRESSING |
|-------------|-------------------|--|---|------------|---|-------------|---------|----------|
| | | | Manager | Stage hand | Manager | Electrician | Manager | Dresser |
| Perf day -1 | 1 shift (4 hours) | Pre set-up dance marly + black box + gauze | Depending on your internal organization | | 0 | 0 | 0 | 0 |
| | 1 shift (4 hours) | Pre set-up lights + sound | 0 | 0 | Depending on your internal organization | | | 0 |
| Perf Day 1 | 9h - 13h | Arrival set + set-up + focus lights | 1 | 0 | 1 | 2 | 0 | 1 |
| | 13h - 14h | Lunch break - Sound check | | | | | 1 | |
| | 14h - 18h | Program light desk, sound, Rehearsals | 1 | 0 | 1 | 1 | 1 | 0 |
| | 18h - 19h | Dinner break | | | | | | |
| | 19h - 19H30 | Set up | 1 | 0 | 0 | 0 | 1 | 0 |
| | 19h30 - 20h | Doors open | | | | | | |
| | 20h - 20H35 | Performance | | | | | | |
| | 20h35 - 21h | Disassembly | | | | | | |
| Perf day 2 | 9h - 11h | Costume cleaning | 0 | 0 | 0 | 0 | 0 | 1 |
| | 17h -18h | Preparation + Corrections | 1 | 0 | 0 | 0 | 1 | 0 |
| | 18h - 19h | Dinner break | | | | | | |
| | 19h - 20h35 | Set up/doors open/ performance | 1 | 0 | 0 | 0 | 1 | 0 |
| | 20h35 - 21h30 | Disassembly + loading | 1 | 0 | 0 | 0 | 1 | 0 |

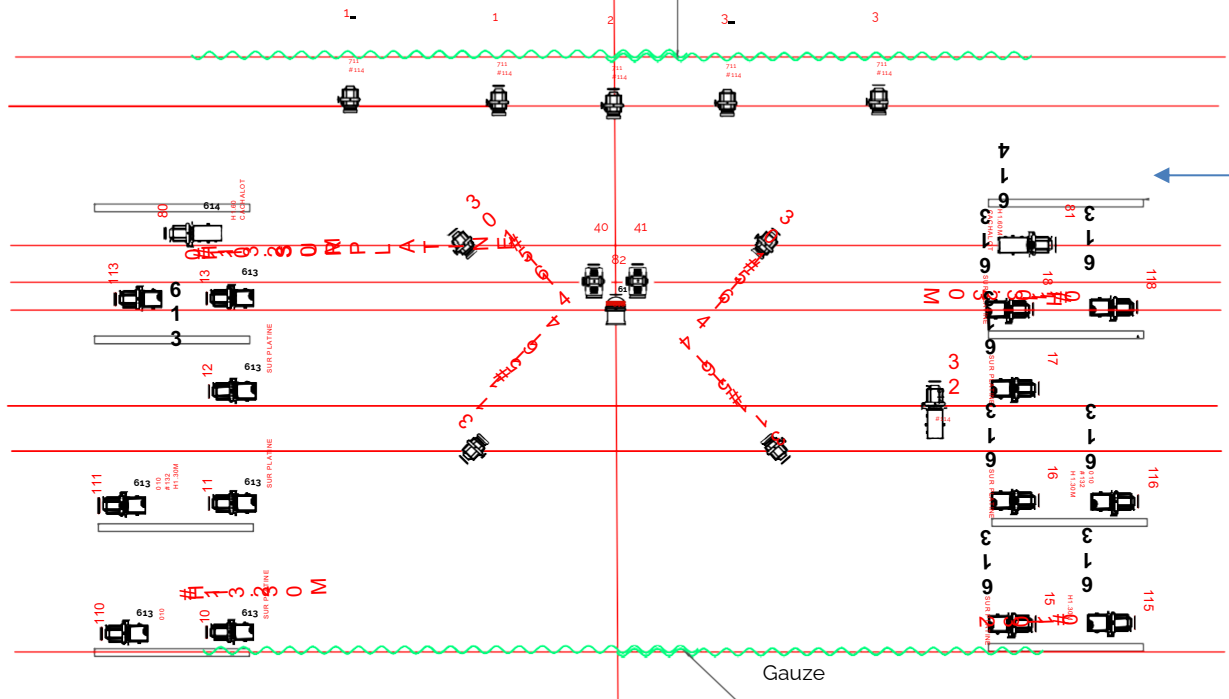
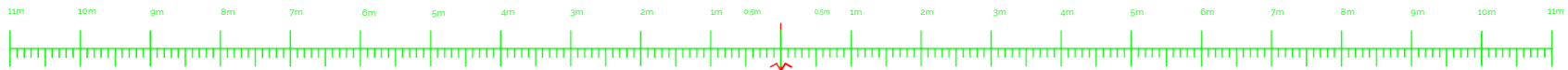
Signed in..... upon.....

Signatures:

THE PRODUCTEUR

THE PRESENTER

IN BETWEEN



| | | FILTERS | | | MATERIAL | |
|--|----------------|---------|---------|----------|------------|--------------|
| | BT X 2 | 711 X 5 | 156 X 4 | #114 X 9 | FLOOR | SCALE/ 1:100 |
| | PC X 9 | 114 X 1 | | | STANDS X 8 | |
| | DEC 614SX X 3 | 010 X 6 | | | LIGHT | |
| | DEC 613SX X 14 | 010 X 1 | | | BOOTHS X 8 | |
| | PAR CP 61 X 1 | | | | | |